

# Hep C Basics

## Blended Learning

Lara Barker

Regional Health Education  
Coordinator, BC

CATIE

# Blended Learning Definition

Blended Learning is when two or more different types of learning approaches (modalities) and contexts are used to deliver training.

Typical blended learning approaches:

- Instructor led training (face-to-face & virtual)
- eLearning
- Webinars
- Discussion boards
- Self-directed learning (job aids, videos, reading)

# CATIE Program Delivery

- **Hep C Basics** in the first topic in new blended learning initiative
- Upcoming topic: **New Prevention Technologies**
- CATIE will continue capacity building work with partner networks and organizations, including in-person workshops, learning institutes and other educational events in each region

# Hep C Basics: Blended Learning Curriculum

- Four eLearning modules
- Face-to-face meeting
- Discussion boards
- Webinar: Hep C Research & Treatment update

# Hep C Basics Blended Learning Curriculum

## Overview

**Week One:** Hep C Basics Module 1: Introduction

**Week Two:** Hep C Basics Module 2: Testing

**Week Three:** Discussion Board assignment

**Week Four:** Hep C Basics Module 3: Treatment

**Week Five:** Hep C Basics Module 4: Health Literacy

**Week Six:** Face-to-face meeting in partnership with local organizations: “Emotional wellness for people living with hepatitis C” including discussion about Hep C in your region



# Hep C Basics Blended Learning Curriculum

## Face-to-face meeting

### Emotional Wellness and Hepatitis C

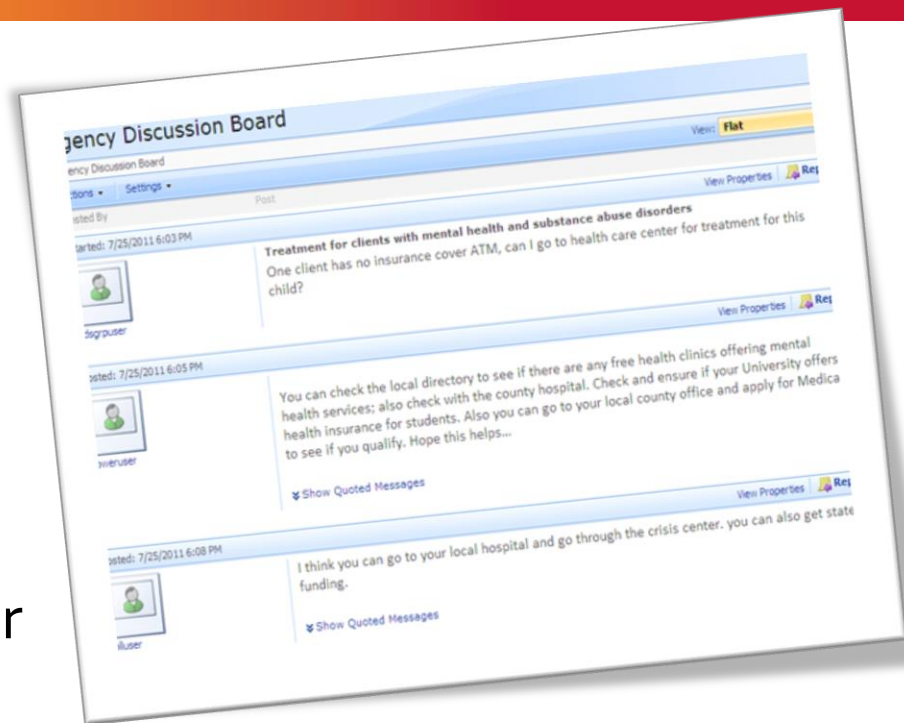
- Barriers to emotional wellness  
Impact of a stigmatized disease
- Practical strategies for supporting people living with Hep C
- Practical strategies to address barriers to adherence
- Regional issues: access to harm reduction, testing, treatment and support



# Hep C Basics Blended Learning Curriculum

## Discussion Boards

- Led by instructor
- Allows participants to:
  - Network with each other
  - Share experiences
  - Ask questions
  - Share resources



# éduCATIE.ca

- **Hep C Basics** Blended Learning curriculum will be accessed through our Learning management system called **éduCATIE.ca**
  - eLearning, mobile learning, instructor-led trainings, webinars, discussion boards
- Users will have profiles to track their own progress/print certificates/register for learning events
- CATIE will use eduCATIE for:
  - Delivery of e-learning modules
  - Administration
  - Tracking participants' progress
  - Course evaluation



# Hep C Basics (Screen Capture)

The screenshot shows the home page of the CATIE website. At the top, it says "éduCATIE.co Atlantic Canada" and includes navigation links for "Help", "Krisha Littlewood (in) | Student", "Messages", "Calendar", and "Search". Below the header, there is a search bar and a user profile icon. The main content area is titled "CATIE Programs (NL-West)" and lists several courses. The first course is "Hep C Basics Blended Learning Curriculum (NL-West)", which is expanded to show a weekly schedule:

- WEEK ONE - JULY 27, 2015 (NLW01)
  - Module 1: Introduction (EL01)
  - Module 1: Quiz (EQ01)
  - Discussion Board Assignment: Introductions and Expectations (D-NLW01)
- WEEK TWO - AUGUST 3, 2015 (NLW02)
  - Module 2: Health Literacy (EL02)
  - Module 2: Quiz (EQ02)
  - Discussion Board Assignment: Case Study Reflection (D-NLW02)
- WEEK THREE - AUGUST 10, 2015 (NLW03)
  - Discussion Board Assignment: Local Resources (D-NLW03)
- WEEK FOUR - AUGUST 17, 2015 (NLW04)
  - Module 3: Testing (EL03)
  - Module 3: Quiz (EQ03)
  - Discussion Board Assignment: Testing (D-NLW04)
- WEEK FIVE - AUGUST 24, 2015 (NLW05)
  - Module 4: Treatment (EL04)
  - Module 4: Quiz (EQ04)
  - Discussion Board Assignment: Treatment (D-NLW05)
  - Evaluation (NLW)

This screenshot shows a mobile app interface for "HepCBasicsModule1Introduction". The top left features the CATIE logo. A menu on the left lists "Transcript" with sub-items: "Transmission Quiz", "Question One", "Question Two" (highlighted in yellow), "Question Three", "Question Four", "Question Five", "Question Six", "Question Seven", and "Transmission: Summary". The main content area is split into two panels. The left panel, titled "Hep C Transmission", shows a text message: "Getting a blood transfusion before 1992". Below it, a green speech bubble says "Correct! Getting a blood transfusion before 1992 is one of the more common ways a person can get Hep C." At the bottom of this panel are buttons for "Click Next to continue...." and "Send". The right panel, titled "Question Two", contains the text: "You've just received a text message about a way Hep C can be transmitted. Identify below if it is a more common or less common way of transmission." Below this text are two radio button options: "More common ways a person can get Hep C." (checked) and "Less common ways a person can get Hep C." (unchecked). A "NEXT >" button is at the bottom right.

This screenshot shows a mobile app interface for "HepCBasicsModule1Introduction". The top left features the CATIE logo. A menu on the left lists "Transcript" with sub-items: "ABC: Clearing the Virus" (highlighted in yellow). The main content area is titled "Clearing the Virus" and features three colored sticky notes: a blue one for "Hep A", a green one for "Hep B", and a purple one for "Hep C". Below these notes are three white sticky notes with text: "Most people (95%) clear the virus without treatment.", "Almost all people clear the virus on their own.", and "Some people (20-25%) clear the virus on their own." At the bottom of the screen are navigation arrows and a "SUBMIT" button.

# Hep C Basics: Atlantic Pilot evaluation (September 2015)

## **How might you use the information you received at this course in your work/life?**

“The information will certainly better prepare me to work with individuals at risk for, or living with HCV. Having a clearer understanding helps ME help others more efficiently.”

## **What is the main benefit of this blended learning course for you/your organization?**




“This workshop has provided training for both staff members and will enhance our future Hepatitis C programming.”

“We can take the info and develop a HCV training program that we can roll out across the province to the public, as well as to service providers!”



“Using a 'blended' approach gave the course a variety that stimulated interest and learning.”

# Technical Requirements

An **updated** internet browser:

-  Chrome and Firefox are recommended
-  Internet explorer is **not** recommended
-  The **most recent** version of Adobe Flash

May require an update to system permissions:

-  **Allow pop-ups** for the eduCATIE link
-  **Allow emails** from eduCATIE and CATIE to go to your inbox and not Junk mail

# Next steps...

- PAN is key partner in offering education via blended learning
- CATIE is currently seeking partnerships to offer **Hep C Basics** in different regions of BC
- **Hep C Basics** can also be offered as a **staff training** for individual organizations
- E-modules will be offered as stand-alone trainings starting in 2016

*Questions?*

*Contact:*

*Lara Barker*

*Regional Health Education Coordinator, BC*

[lbarker@catie.ca](mailto:lbarker@catie.ca)

*1800-263-1638 x332*